

Support Bulletin #60 User Permission Setup to run ABM on Vista

Contents

Introduction	1
Installation of the ABM application	1
Local Workstation User Group	2
Registry Permissions	2
Network and Local folder permissions	3
Vista UAC (User Access Control)	3

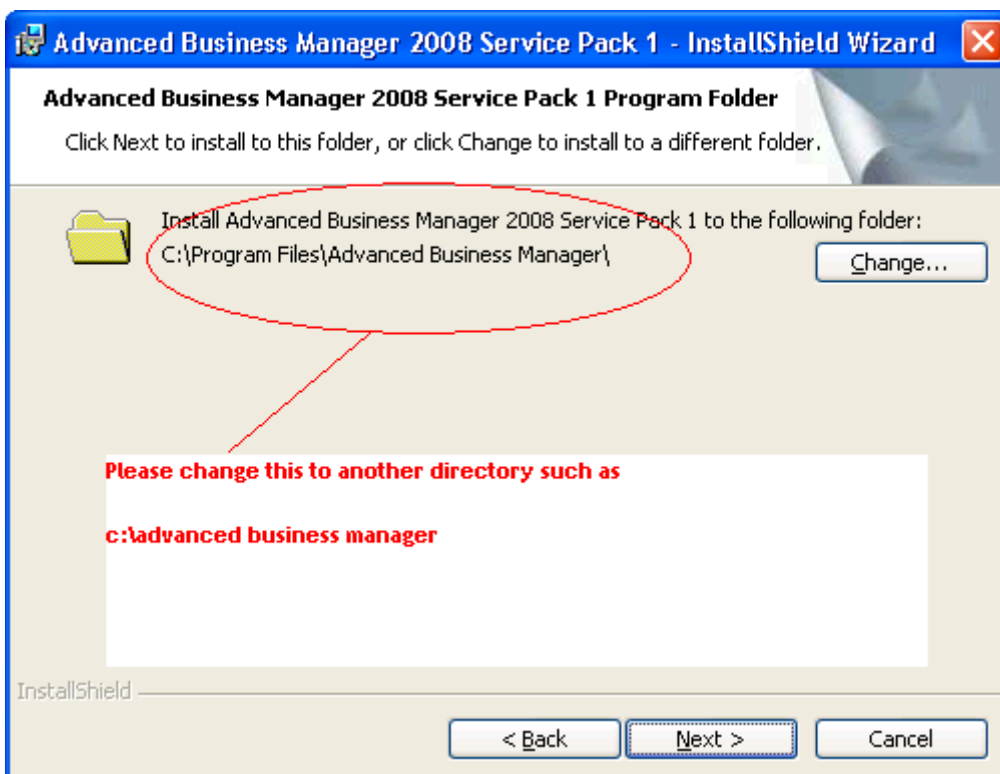
Introduction

This document covers the minimum permission settings needed for a User to run ABM Version 3 on a Vista operating system. This document doesn't cover permissions needed to run ABM on MS SQL Server. SQL Server permissions are covered in *SB19 SQL Security Quick Reference* and the *ABM SQL Guide*.

Installation of the ABM application

When installing ABM User logged into Windows must be a member of the ADMINISTRATOR Group on Vista. Once the installation is complete this level of permissions is not needed to run ABM. If the option is available "Install as Administrator" should be used.

Vista will not allow files to be copied into the c:\program files folder (or any subdirectories of). The default installation for the program file for ABM is c:\program files\advanced business manager. To get around this limitation of Vista when prompted by the installation program, please change the program folder path to something outside the c:\program file directory to something such as c:\advanced business manager.



Local Workstation User Group

The user does not need to be a part of the Administrators group to run ABM. This document works from the assumption you have set up a user on Vista in the default Standard User Group (fig 1). If you are using a custom group or domain defined group the default Standard User permissions must apply.

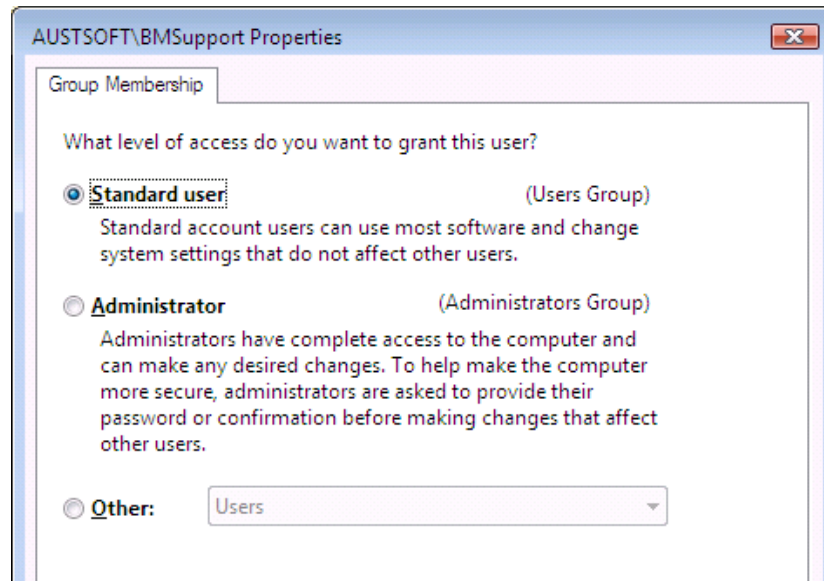


Fig 1 Standard User group in Vista

Registry Permissions

To run ABM a user must have FULL CONTROL and READ permissions to two registry keys (fig 2). This is changed by right clicking on the key and selecting the permissions.

- Hkey_Current_User\Software\ABMSettings
- Hkey_Local_Machine\Software\Advanced Business Manager

In some very tight permissions control the user may not have rights to the Microsoft COM+ platform. It's a very common requirement as many Windows applications won't run without it.

- The preferred fix is to go into Active directory and set users to power users (or equivalent) on a domain so these rights flow through to the workstation.
- The other fix is to go into the registry HKEY_LOCAL_MACHINE\SOFTWARE\CLASSES and give the users full rights to all classes.

Advanced Business Manager Pty Ltd



Suite 2/599 Doncaster Road
Doncaster, VIC 3108
ACN 073 061 677

Email: abmsupport@advancedbusinessmanager.com.au
Tel: (03) 9532 4199 Fax: (03) 9840 1799
Website: www.advancedbusinessmanager.com.au

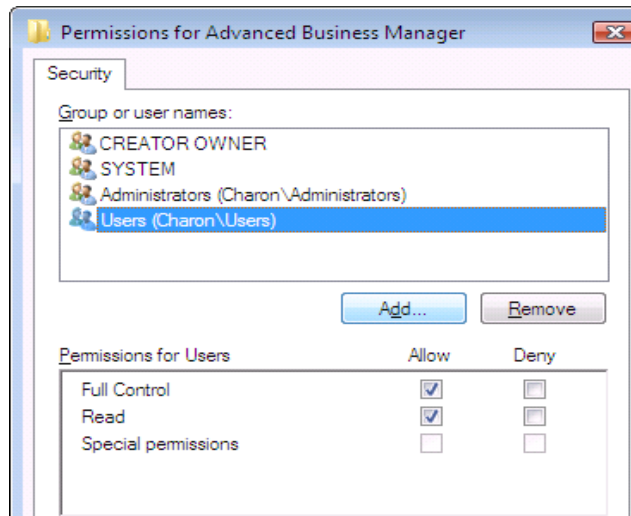


Fig 2 Key permissions property

Network and Local folder permissions

The user needs FULL CONTROL (fig. 3) on the local program file directory (c:\ADVANCED BUSINESS MANAGER) and the shared directory the ABMControl.mdb file resides, commonly known as X:\ACCOUNTS (X being the network or local drive specified at install).

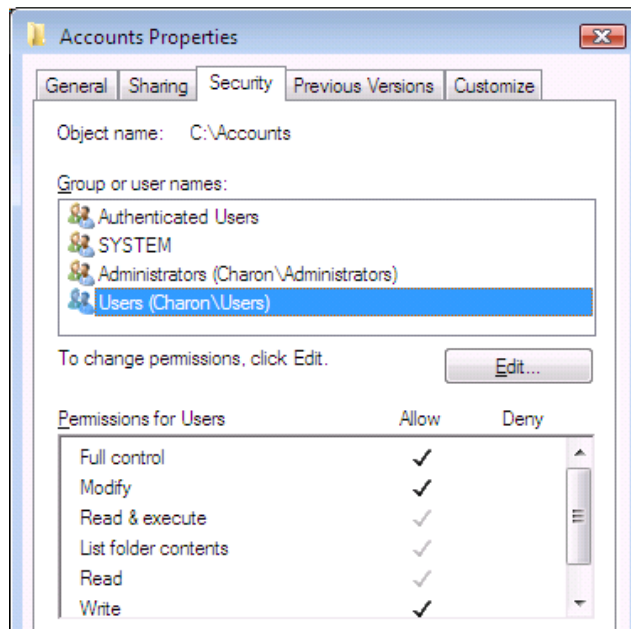


Fig 3 Folder account properties \ Security Tab

Vista UAC (User Access Control)

ABM will run with UAC turned ON or OFF on the workstation.

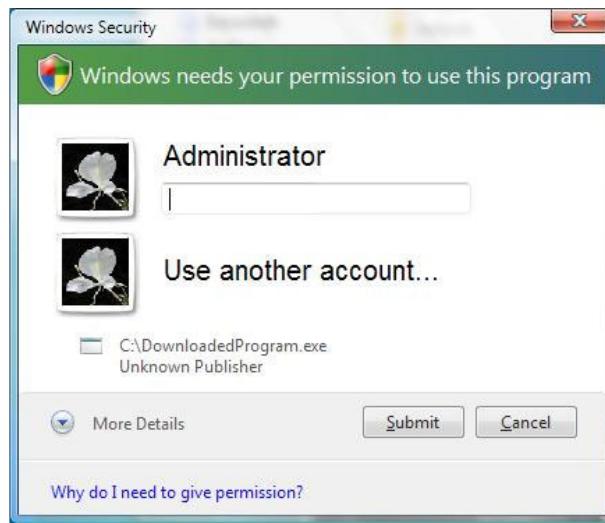


Fig 4 UAC Alert Window

For more information on UAC please refer to the MS link: <http://technet.microsoft.com/en-us/windowsvista/aa905073.aspx#E6B>

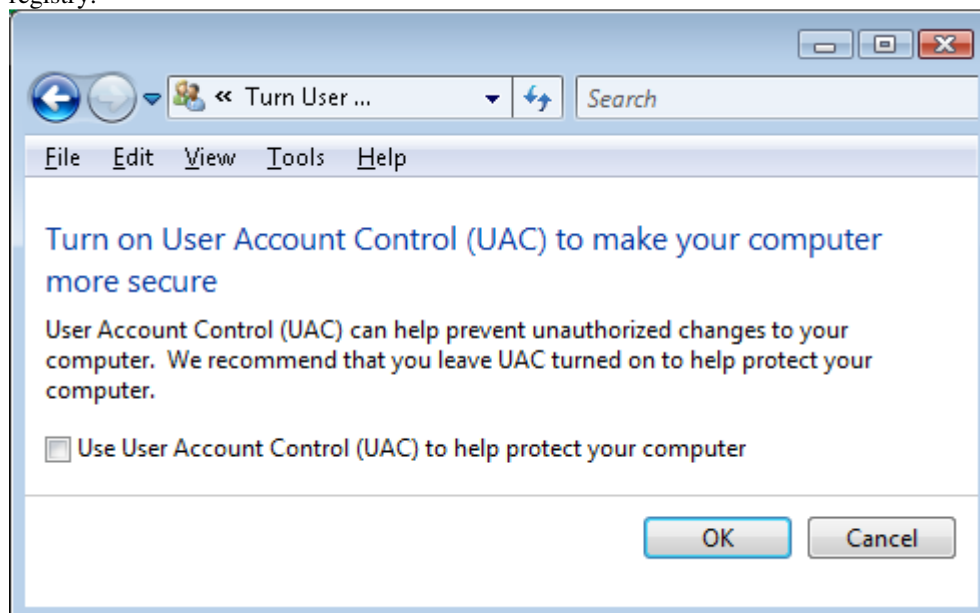
UAC being turn on

If UAC is turn on, ABM will keep a copy of windows registry in Hkey_users/HKEY_USERS\S-1-5-21-167339864-422118430-479404953-5796_Classes/software/Advaced Business Manager.

If you want to change the control file path, you have to change it in both places:

- 1). Hkey_users/HKEY_USERS\S-1-5-21-167339864-422118430-479404953-5796_Classes/software/Advaced Business Manager
- 2). Hkey_Local_Machine\Software\Advanced Business Manager

If you just change one of them, It still defaults to the path which was used previously, but if you turn off UAC option in windows users control, you don't have this problem, Windows doesn't keep the copy of windows registry.



Advanced Business Manager Pty Ltd



Suite 2/599 Doncaster Road
Doncaster, VIC 3108
ACN 073 061 677

Email: abmsupport@advancedbusinessmanager.com.au
Tel: (03) 9532 4199 Fax: (03) 9840 1799
Website: www.advancedbusinessmanager.com.au

*THIS BULLETIN IS PROVIDED FOR INFORMATIONAL PURPOSES ONLY. The information contained in this document represents the current view of Advanced Business Manager on the issues discussed as of the date of publication. Because Advanced Business Manager must respond to change in market conditions, it should not be interpreted to be a commitment on the part of Advanced Business Manager and Advanced Business Manager cannot guarantee the accuracy of any information presented after the date of publication.

INFORMATION PROVIDED IN THIS DOCUMENT IS PROVIDED 'AS IS' WITHOUT WARRANTY OF ANY KIND, EITHER EXPRESS OR IMPLIED, INCLUDING BUT NOT LIMITED TO THE IMPLIED WARRANTIES OF MERCHANTABILITY, FITNESS FOR A PARTICULAR PURPOSE AND FREEDOM FROM INFRINGEMENT.

The user assumes the entire risk as to the accuracy and the use of this document.