

Advanced Business Manager Pty Ltd



Suite 2/599 Doncaster Road
Doncaster, VIC 3108
ACN 073 061 677

Email: abmsupport@advancedbusinessmanager.com.au
Tel: (03) 9532 4199 Fax: (03) 9840 1799
Website: www.advancedbusinessmanager.com.au

Support Bulletin #77

Foreign Company Setup

When you setup new companies, only following countries can be selected from list in ABM, if you want to setup a company with countries other than countries listed below, a work around solution is required:

- Britain
- Ireland
- Australia
- New Zealand
- USA
- Malaysia
- Singapore
- Canada
- South Africa
- Sri Lanka

Following steps would guide you through the setup, but it should be done by experienced ABM consultants
1). Setup a brand new company, select any country from the list, then finish the whole setup

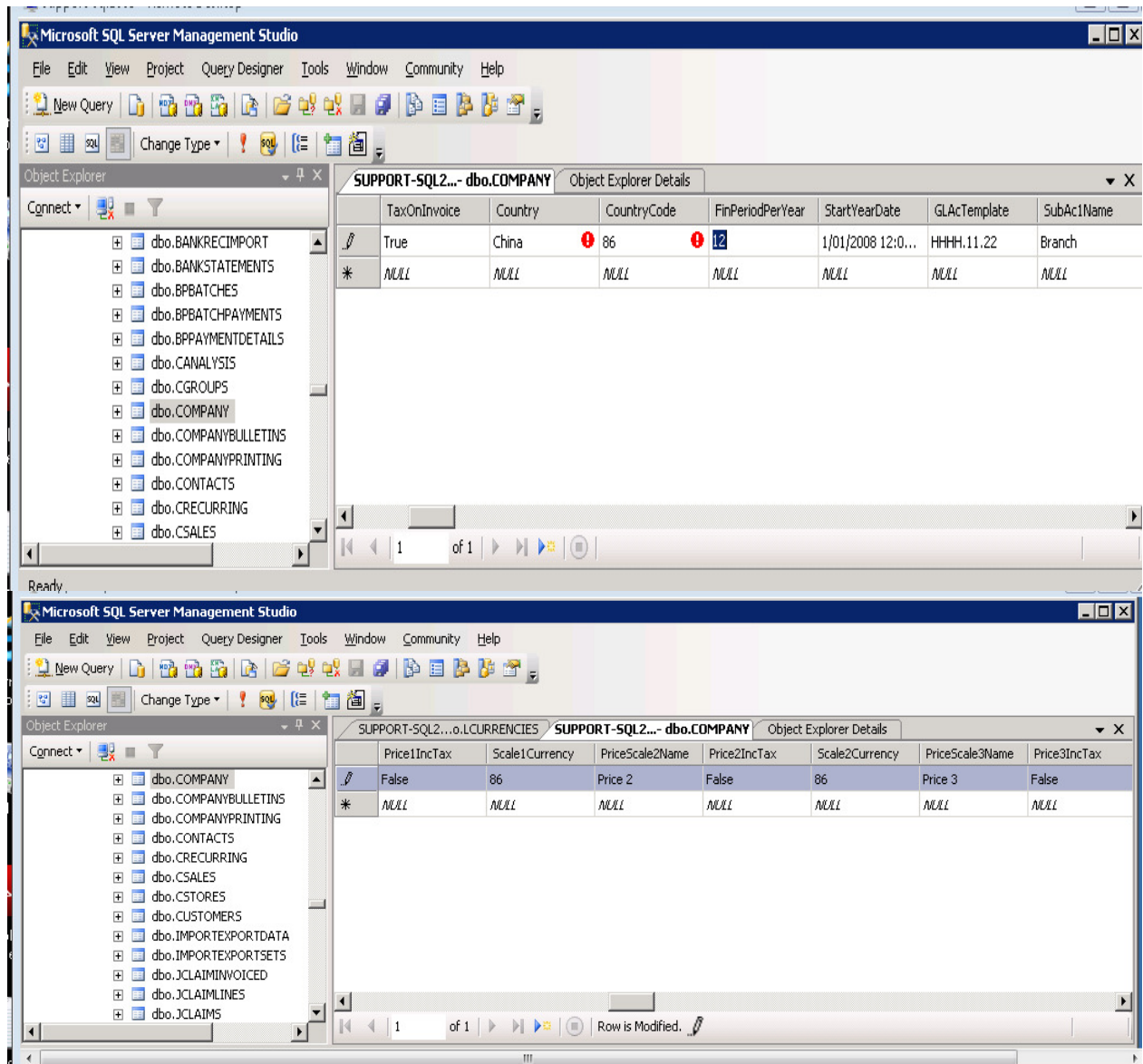
2). After you setup the new company, system would automatically create new database for you, then you have to go to database and find "Company" table, and change the country code and country name, if you would like you can change "Scale Currency" using country code as well, this could be done through Tools/Option in ABM

Advanced Business Manager Pty Ltd



Suite 2/599 Doncaster Road
Doncaster, VIC 3108
ACN 073 061 677

Email: abmsupport@advancedbusinessmanager.com.au
Tel: (03) 9532 4199 Fax: (03) 9840 1799
Website: www.advancedbusinessmanager.com.au



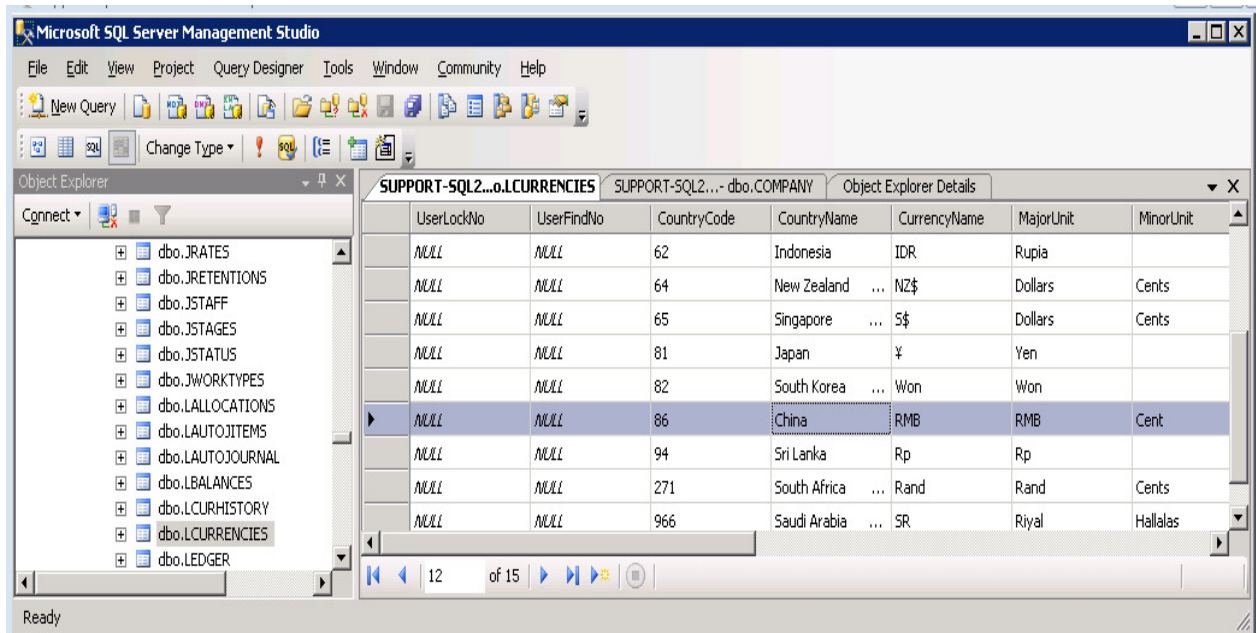
3), Then go to "LCURRENCY" table, change country code, country name, currency name, major unit and minor unit, buying rate, selling rate, the buying and selling rates should be "1", because it is local currency

Advanced Business Manager Pty Ltd



Suite 2/599 Doncaster Road
Doncaster, VIC 3108
ACN 073 061 677

Email: abmsupport@advancedbusinessmanager.com.au
Tel: (03) 9532 4199 Fax: (03) 9840 1799
Website: www.advancedbusinessmanager.com.au



After step 3, users can create system master, input opening balance and do daily transactions as normal processes.

***THIS BULLETIN IS PROVIDED FOR INFORMATIONAL PURPOSES ONLY.** The information contained in this document represents the current view of Advanced Business Manager on the issues discussed as of the date of publication. Because Advanced Business Manager must respond to change in market conditions, it should not be interpreted to be a commitment on the part of Advanced Business Manager and Advanced Business Manager cannot guarantee the accuracy of any information presented after the date of publication. INFORMATION PROVIDED IN THIS DOCUMENT IS PROVIDED 'AS IS' WITHOUT WARRANTY OF ANY KIND, EITHER EXPRESS OR IMPLIED, INCLUDING BUT NOT LIMITED TO THE IMPLIED WARRANTIES OF MERCHANTABILITY, FITNESS FOR A PARTICULAR PURPOSE AND FREEDOM FROM INFRINGEMENT. The user assumes the entire risk as to the accuracy and the use of this document.

Advanced Business Manager Pty Ltd



Suite 2/599 Doncaster Road
Doncaster, VIC 3108
ACN 073 061 677

Email: abmsupport@advancedbusinessmanager.com.au
Tel: (03) 9532 4199 Fax: (03) 9840 1799
Website: www.advancedbusinessmanager.com.au

Support Bulletin #77

Foreign Company Setup

When you setup new companies, only following countries can be selected from list in ABM, if you want to setup a company with countries other than countries listed below, a work around solution is required:

- Britain
- Ireland
- Australia
- New Zealand
- USA
- Malaysia
- Singapore
- Canada
- South Africa
- Sri Lanka

Following steps would guide you through the setup, but it should be done by experienced ABM consultants
1). Setup a brand new company, select any country from the list, then finish the whole setup

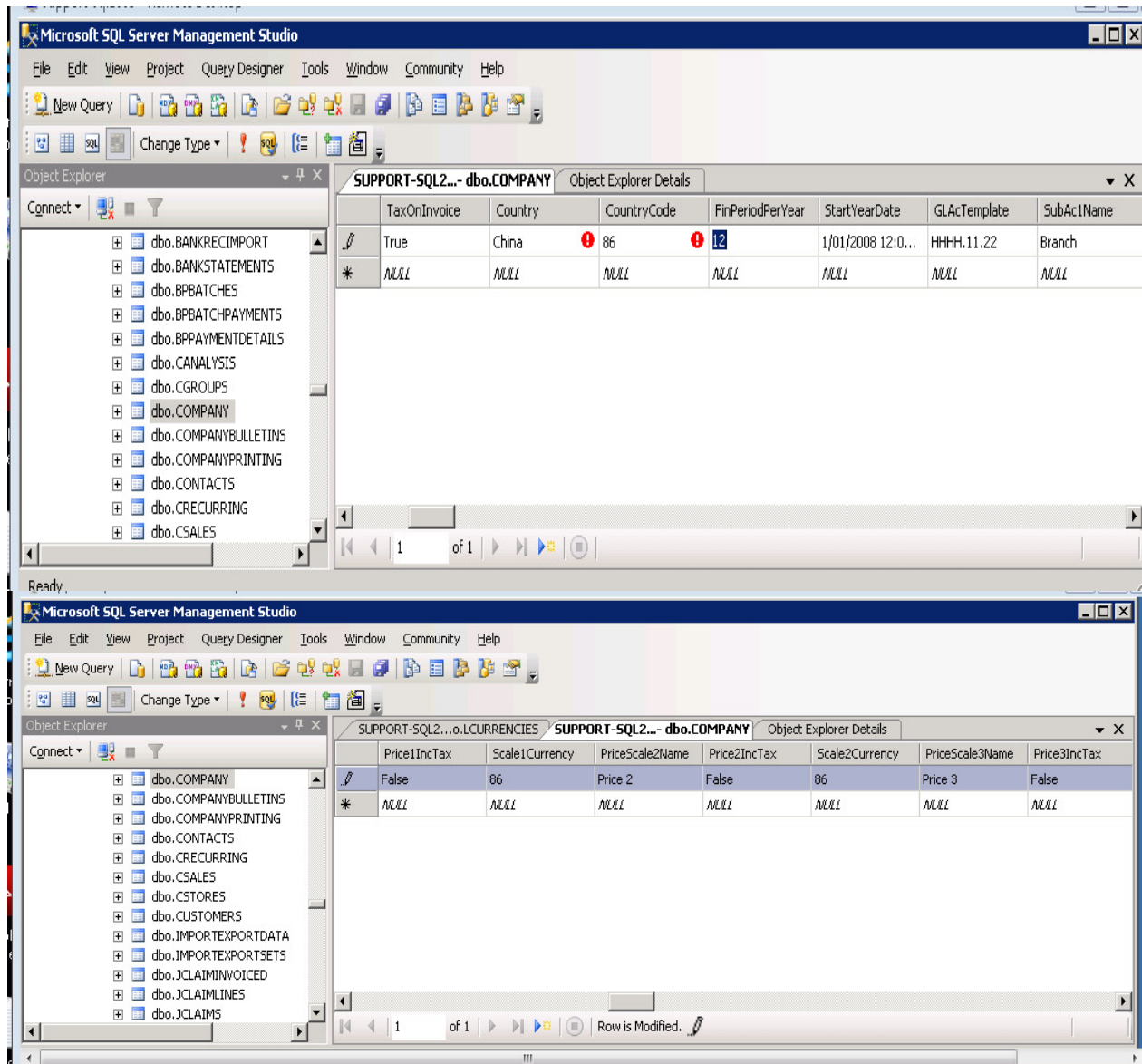
2). After you setup the new company, system would automatically create new database for you, then you have to go to database and find "Company" table, and change the country code and country name, if you would like you can change "Scale Currency" using country code as well, this could be done through Tools/Option in ABM

Advanced Business Manager Pty Ltd



Suite 2/599 Doncaster Road
Doncaster, VIC 3108
ACN 073 061 677

Email: abmsupport@advancedbusinessmanager.com.au
Tel: (03) 9532 4199 Fax: (03) 9840 1799
Website: www.advancedbusinessmanager.com.au



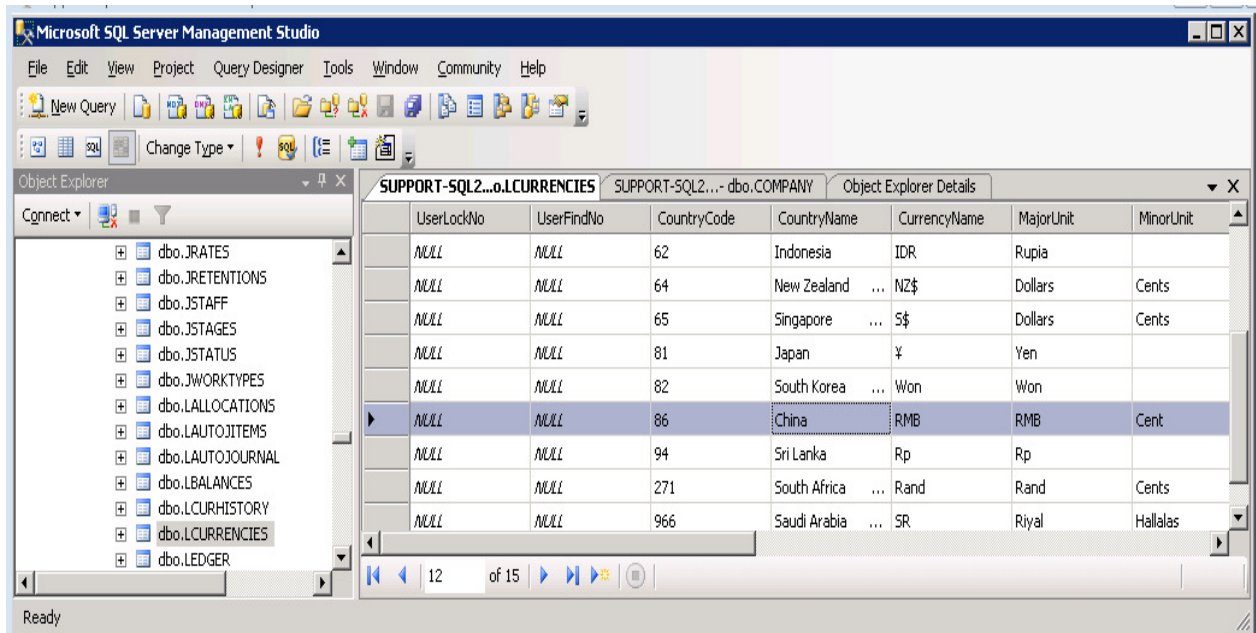
3), Then go to "LCURRENCY" table, change country code, country name, currency name, major unit and minor unit, buying rate, selling rate, the buying and selling rates should be "1", because it is local currency

Advanced Business Manager Pty Ltd



Suite 2/599 Doncaster Road
Doncaster, VIC 3108
ACN 073 061 677

Email: abmsupport@advancedbusinessmanager.com.au
Tel: (03) 9532 4199 Fax: (03) 9840 1799
Website: www.advancedbusinessmanager.com.au



After step 3, users can create system master, input opening balance and do daily transactions as normal processes.

***THIS BULLETIN IS PROVIDED FOR INFORMATIONAL PURPOSES ONLY.** The information contained in this document represents the current view of Advanced Business Manager on the issues discussed as of the date of publication. Because Advanced Business Manager must respond to change in market conditions, it should not be interpreted to be a commitment on the part of Advanced Business Manager and Advanced Business Manager cannot guarantee the accuracy of any information presented after the date of publication. INFORMATION PROVIDED IN THIS DOCUMENT IS PROVIDED 'AS IS' WITHOUT WARRANTY OF ANY KIND, EITHER EXPRESS OR IMPLIED, INCLUDING BUT NOT LIMITED TO THE IMPLIED WARRANTIES OF MERCHANTABILITY, FITNESS FOR A PARTICULAR PURPOSE AND FREEDOM FROM INFRINGEMENT. The user assumes the entire risk as to the accuracy and the use of this document.