

Support Bulletin # 98

ABM SALES REPORTS COMPARISON

Table of Contents

ABM SALES REPORTS COMPARISON	1
Sample Invoice Transactions	1
Gross Profit and Sales Reports	3
Sales Analysis Reports	3
Sales by Customer by Product	4
General Ledger Sales Account	4
GST Reports	5
BI Integration.....	5




Sample Invoice Transactions

Three invoices two with products, one invoice (SI00002) with a GL line item.

Total for all invoices (inc gst) = \$120.00

Total for all invoices (ex gst) = \$118.18

Total GST = \$1.82

Invoices & Credits								
Drag a column header here to group by that column								
	Date	Referenc	Cu	Description	GST Amount	Total inc.GST	Total ex.GST	Batch
	8/04/2011	SI00002		Invoice- Customer 2	0.00	100.00	100.00	3
	8/04/2011	SI00003		Invoice- Customer 3	0.91	10.00	9.09	4
	12/04/2011	SI00004		Invoice for Branch	0.91	10.00	9.09	5
					1.82	120.00		

Advanced Business Manager (Aust)

www.advancedbusinessmanager.com



Invoice SI00002 contains a ledger line item no GST total sales \$100

ABM Explorer
Sales Invoice SI00002 of 8/04/2011

Document | Send to Excel | Comments | Find | Order | Return | Credit

Customer Details: [Customer 2](#)
Delivery Details: Customer 2
Other:
Customer's Order Number:

Code	Description	Quantity	Price	Discount	Exc.GST	GST	Inc.GST
0170.00.00	Freight	1	100.00	0.00	100.00	0.00	100.00
Totals				0.00	100.00	0.00	100.00

Offset By:

Entered by System Administrator 10:17 AM on 8/04/2011 | Analysis Code is [SA.1](#)

Invoice SI00003 contains a product line item with GST total sales ex GST 9.09

ABM Explorer
Sales Invoice SI00003 of 8/04/2011

Document | Send to Excel | Comments | Find | Order | Return | Credit

Customer Details: [Customer 3](#)
Delivery Details: Customer 3
Other:
Customer's Order Number:

Code	Description	Quantity	Price	Discount	Exc.GST	GST	Inc.GST
2	Product 2	1	9.09	0.00	9.09	0.91	10.00
Totals				0.00	9.09	0.91	10.00

Offset By:

Entered by System Administrator 10:21 AM on 8/04/2011 | Analysis Code is [SA.1](#)

Advanced Business Manager (Aust)

www.advancedbusinessmanager.com



Invoice SI00004 contains a product line item with GST total sales ex GST 9.09

Code	Description	Quantity	Price	Discount	Exc. GST	GST	Inc. GST
1	Product 1	1	9.09	0.00	9.09	0.91	10.00
Totals				0.00	9.09	0.91	10.00

Gross Profit and Sales Reports

The Gross Profit and Sales reports in ABM only report product line items and will not include the ledger line item of Freight for \$100.00.

Total Sold Value = \$18.18

Gross Profit and Sales Printed on 29 April 2011

Accounting Date is between 1/04/2011 and 30/04/2011

Product	Quantity	Sold Value	Cost Value	Gross Profit	Margin
1 - Product 1	1.00	9.09	7.00	2.09	22.99%
2 - Product 2	1.00	9.09	7.00	2.09	22.99%
Grand Total	2.00	\$18.18	\$14.00	\$4.18	\$22.99

Sales Analysis Reports

The Sales Analysis reports on total sales, including GL line items, ex GST.

Total Value = 118.18

Advanced Business Manager (Aust)

www.advancedbusinessmanager.com



Sales Analysis - Detailed

Printed on 29 April 2011

Accounting Date is between 1/04/2011 and 30/04/2011

Date	Reference	Description	Quantity	Value	Margin	Margin %
Sales Analysis : SA 1						
2		Customer2				
8/04/2011	SI00002	Freight	1.00	100.00	100.00	100.00%
			1.00	100.00	100.00	100.00%
3		Customer3				
8/04/2011	SI00003	Product2	1.00	9.09	2.09	22.99%
			1.00	9.09	2.09	22.99%
HO		Head Office				
12/04/2011	SI00004	Product1	1.00	9.09	2.09	22.99%
			1.00	9.09	2.09	22.99%
Total for Sales Analysis: SA 1			3.00	118.18	104.18	88.15%
Grand Total:			3.00	118.18	104.18	88.15

Sales by Customer by Product

The sales by customer by product reports in ABM list product only lines and will not include the ledger line item.

Total Value = \$18.18

Sales by Customer by Product Detailed

Printed on 29 April 2011

Accounting Date is between 1/04/2011 and 30/04/2011

ProductCode	ProductTitle	Quantity	Value	Cost	GrossProfit	Margin
3 Customer 3						
2	Product2	1.00	9.09	7.00	2.09	22.99%
Total for 3 Customer 3		1.00	9.09	7.00	2.09	22.99%
HO Head Office						
1	Product1	1.00	9.09	7.00	2.09	22.99%
Total for HO Head Office		1.00	9.09	7.00	2.09	22.99%
Grand Total		2.00	18.18	14.00	4.18	22.99%

General Ledger Sales Account

The stock sales account will not include the GL ledger line item as this was posted directly to the freight account.

Account No.	Account Title	Group	Current Balance
0010	Stock Sales	Sales	-18.18
0170	Freight	Cost of Sales	-100.00

Advanced Business Manager (Aust)

www.advancedbusinessmanager.com



GST Reports

The GST reports will show all line items.

Total Sales Value Ex GST: \$118.18

Total Sales Value Inc GST: \$120.00

Total GST = \$1.82

Sales Journal + GST Detail

Printed on 29 April 2011

Tax Period is April 2011

Reference	Date	CustomerCode	CustomerTitle	Type	GSTAmount	Sales Value Ex GST	Sales Value Incl GST
SI00002	8/04/2011	2	Customer2	Sales Invoice			
		Freight		Exempt Customer	\$0.00	\$100.00	\$100.00
				Total:	\$0.00	\$100.00	\$100.00
SI00003	8/04/2011	3	Customer3	Sales Invoice			
		Product2		10% GST	\$0.91	\$9.09	\$10.00
				Total:	\$0.91	\$9.09	\$10.00
SI00004	12/04/2011	HO	Head Office	Sales Invoice			
		Product1		10% GST	\$0.91	\$9.09	\$10.00
				Total:	\$0.91	\$9.09	\$10.00
Grand Total:					\$1.82	\$118.18	\$120.00

Tax Summary

Tax Category	TaxName	GST Amount (Local)	Sales Value Ex GST	Sales Value Incl GST
1	Exempt Customer	\$0.00	\$100.00	\$100.00
3	10% GST	\$1.82	\$18.18	\$20.00
Grand Total		\$1.82	\$118.18	\$120.00

BI Integration

Business Intelligence includes all sales line items including the GL line entry.

Total Value = 118.18

Total Cost = \$14.00

Code	Name	Total (Value)	Total (Cost)	Total (Quantity)	Total (Profit)	Total (Margin)
TOTAL >>		118.18	14.00	3.00	104.18	88.15%
1 0170_L	Freight	100.00	0.00	1.00	100.00	100.00%
2	Product 2	9.09	7.00	1.00	2.09	22.99%
3	Product 1	9.09	7.00	1.00	2.09	22.99%

Advanced Business Manager (Aust)

www.advancedbusinessmanager.com



*THIS BULLETIN IS PROVIDED FOR INFORMATIONAL PURPOSES ONLY. The information contained in this document represents the current view of Advanced Business Manager (Aust) Pty Ltd on the issues discussed as of the date of publication. Because Advanced Business Manager (Aust) Pty Ltd must respond to change in market conditions, it should not be interpreted to be a commitment on the part of Advanced Business Manager (Aust) Pty Ltd and Advanced Business Manager (Aust) Pty Ltd cannot guarantee the accuracy of any information presented after the date of publication.

INFORMATION PROVIDED IN THIS DOCUMENT IS PROVIDED 'AS IS' WITHOUT WARRANTY OF ANY KIND, EITHER EXPRESS OR IMPLIED, INCLUDING BUT NOT LIMITED TO THE IMPLIED WARRANTIES OF MERCHANTABILITY, FITNESS FOR A PARTICULAR PURPOSE AND FREEDOM FROM INFRINGEMENT.

The user assumes the entire risk as to the accuracy and the use of this document.